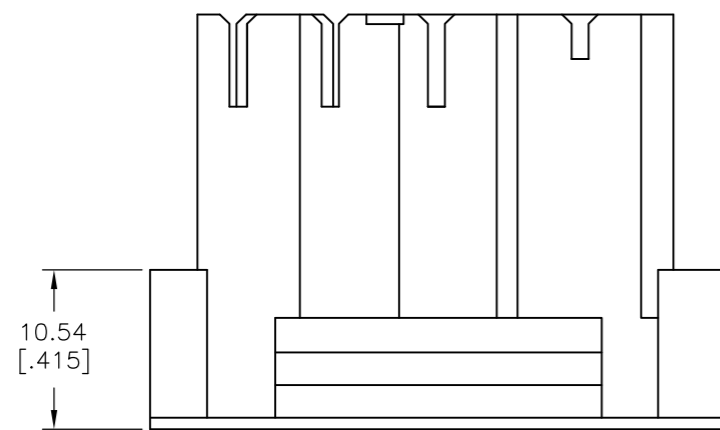
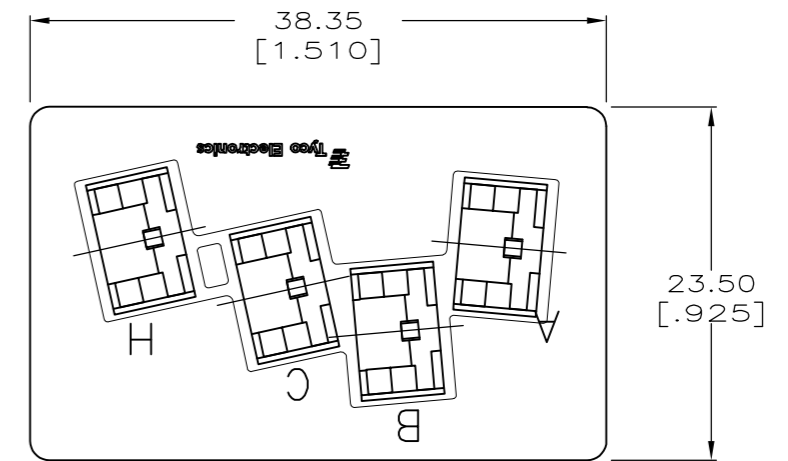
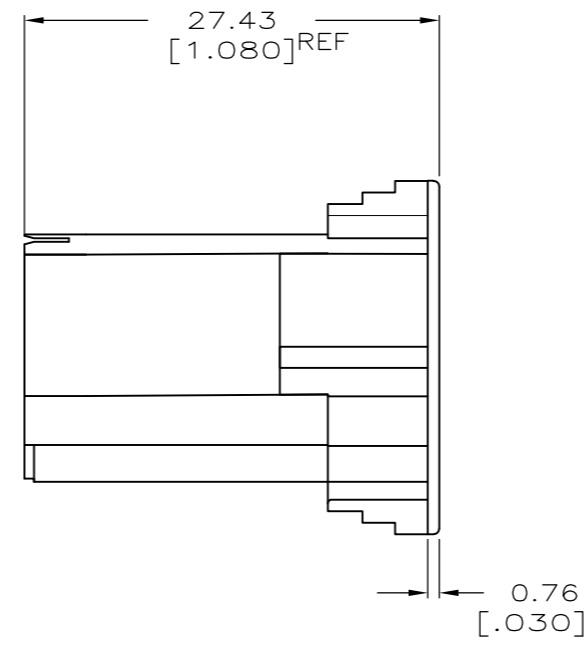
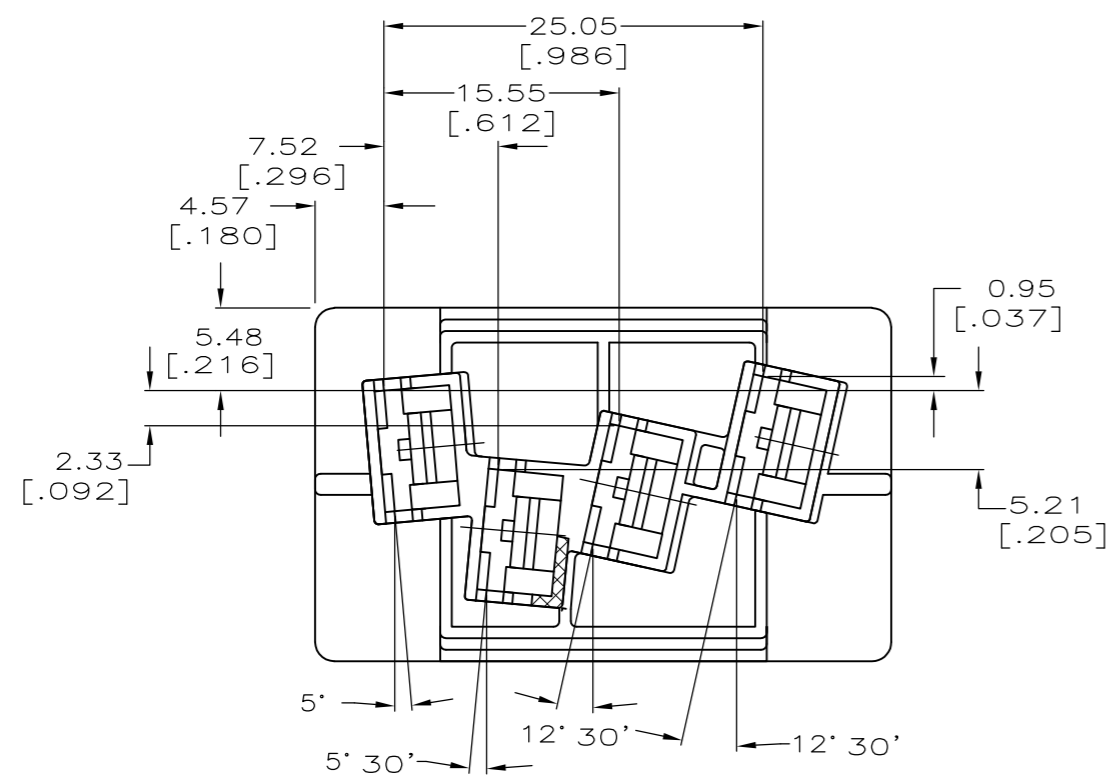


THIS DRAWING IS UNPUBLISHED. RELEASED FOR PUBLICATION
 © COPYRIGHT BY TYCO ELECTRONICS CORPORATION. ALL INTERNATIONAL RIGHTS RESERVED.

LOC	DIST	REVISIONS			
P	LTR	DESCRIPTION	DATE	DWN	APVD
AF	50	A3	REVISED PER ECR-09-013706	19JUN09	HMR PD



TYCO ELECTRONICS RECOMMENDATION IS THAT THE MATING TAB MUST BE HELD TO A TOLERANCE OF ± 0.13 [.005] IN EITHER DIRECTION IN ORDER TO MINIMIZE BOTH THE MAGNITUDE AND VARIATION IN INSERTION FORCE.



MATING TAB

66 NYLON, VO	1969201-1
MATERIAL	PART NO.

THIS DRAWING IS A CONTROLLED DOCUMENT.		DWN	JR RUTH	05JUN08	Tyco Electronics Corporation Harrisburg, PA 17105-3608
DIMENSIONS: mm [INCHES]		CHK	P DESANTIS	05JUN08	
TOLERANCES UNLESS OTHERWISE SPECIFIED:		APVD	P DESANTIS	05JUN08	
0 PLC ± - 1 PLC ± - 2 PLC ± 0.25 [.010] 3 PLC ± - 4 PLC ± - ANGLES ± 1°		PRODUCT SPEC	NAME		
MATERIAL SEE TABLE		FINISH	NATURAL		WEIGHT -
CUSTOMER DRAWING		SCALE	2:1		SHEET 1 OF 1
REV A3		RESTRICTED TO -			